

9097250 TOSHIBA (DISCRETE/OPTO)

56C 07646 DT-33-11

SILICON NPN TRIPLE DIFFUSED TYPE

2SC3180

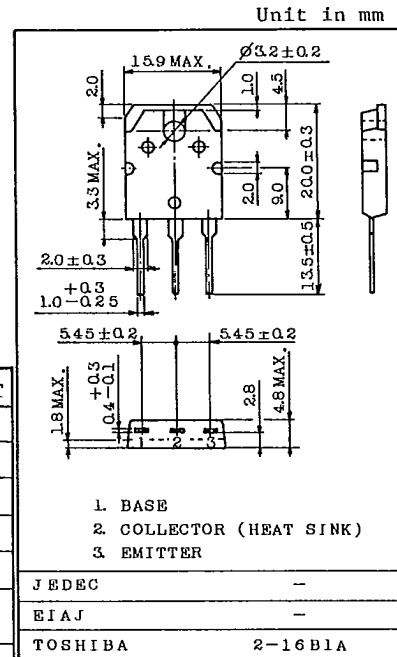
POWER AMPLIFIER APPLICATIONS.

FEATURES:

- Complementary to 2SA1263
- Recommend for 40W High Fidelity Audio Frequency Amplifier Output Stage.

MAXIMUM RATINGS (Ta=25°C)

CHARACTERISTIC	SYMBOL	RATING	UNIT
Collector-Base Voltage	V _{CB0}	80	V
Collector-Emitter Voltage	V _{CE0}	80	V
Emitter-Base Voltage	V _{EB0}	5	V
Collector Current	I _C	6	A
Base Current	I _B	0.6	A
Collector Power Dissipation (Tc=25°C)	P _C	60	W
Junction Temperature	T _j	150	°C
Storage Temperature Range	T _{stg}	-55 ~ 150	°C



Weight : 4.6g

ELECTRICAL CHARACTERISTICS (Ta=25°C)

CHARACTERISTIC	SYMBOL	TEST CONDITION	MIN.	TYP.	MAX.	UNIT
Collector Cut-off Current	I _{CBO}	V _{CB} =80V, I _E =0	-	-	5.0	μA
Emitter Cut-off Current	I _{EBO}	V _{EB} =5V, I _C =0	-	-	5.0	μA
Collector-Emitter Breakdown Voltage	V _{(BR)CEO}	I _C =50mA, I _B =0	80	-	-	V
DC Current Gain	h _{FE} (1) (Note)	V _{CE} =5V, I _C =1A	55	-	160	
	h _{FE} (2)	V _{CE} =5V, I _C =3A	35	75	-	
Collector Emitter Saturation Voltage	V _{CE(sat)}	I _C =5A, I _B =0.5A	-	0.45	2.0	V
Base-Emitter Voltage	V _{BE}	V _{CE} =5V, I _C =3A	-	0.92	1.5	V
Transition Frequency	f _T	V _{CE} =5V, I _C =1A	-	30	-	MHz
Collector Output Capacitance	C _{ob}	V _{CB} =10V, I _E =0, f=1MHz	-	105	-	pF

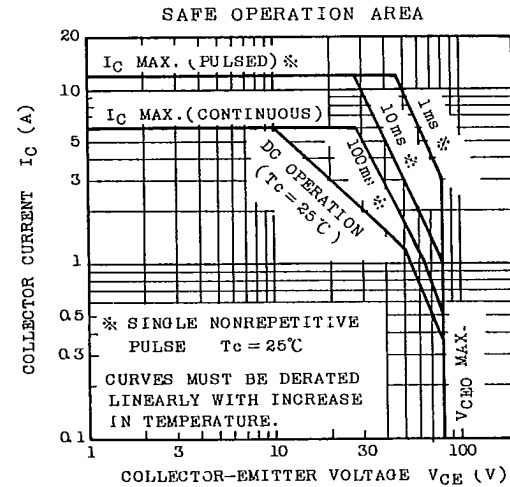
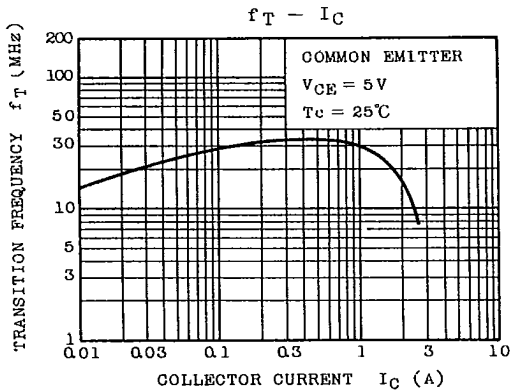
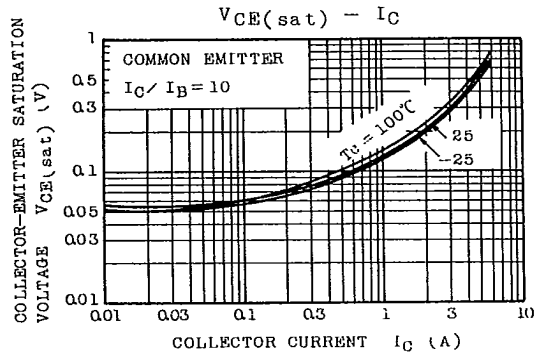
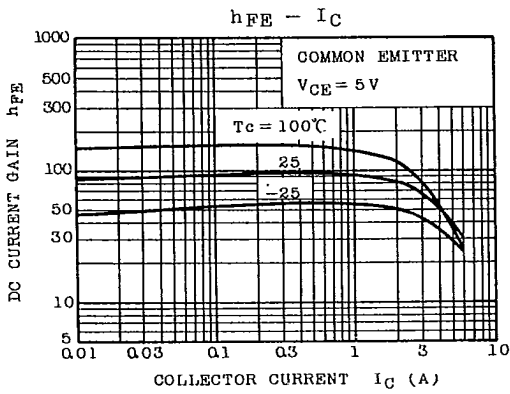
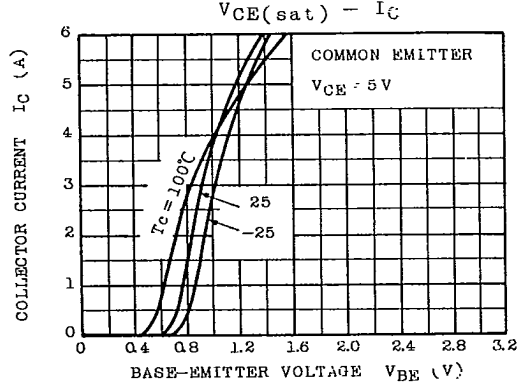
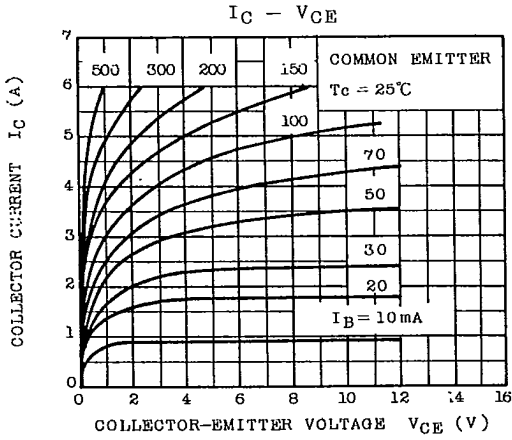
Note : h_{FE}(1) Classification, R : 55 ~ 110 O : 80 ~ 160

TOSHIBA CORPORATION

9097250 TOSHIBA (DISCRETE/OPTO)

56C J7547 DT-33-11

2SC3180



TOSHIBA CORPORATION