



FG-series

conventional range

Valve regulated lead-acid batteries

All FIAMM batteries have been specifically developed to enhance economy of operation, reliability and energy output. The values reached in these areas position FIAMM batteries among the very best presently available on the market. They represent the ideal solution for all applications.

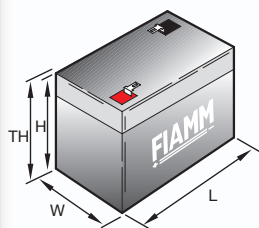

Technical information

Type	VdS	Nominal voltage (V)	CAPACITY (Ah)				Approx. Weight (gr)	Terminal position figure	DIMENSIONS (mm)				Max discharge current 5 ^m (A)	TEMPERAT. (°C)			Max charge current (A)	Terminal type
			Discharge 20 h rate 1,75V/cell	Discharge 10 h rate 1,75V/cell	Discharge 5 h rate 1,70V/cell	Discharge 1,5 h rate 1,60V/cell			L	W	H	TH		Charge	Discharge	Storage		
FG10121		6	1,20	1,08	1,00	0,78	320	6	97	24,5	52	59	12,0				0,30	FAST-ON 4,8
FG10301	■	6	3,00	2,70	2,55	1,95	700	2	134	34	60	67	30,0				0,75	FAST-ON 4,8
FG10381		6	3,80	2,88	2,72	2,08	730	3	66	33	118	125	38,0				0,95	FAST-ON 4,8
FG10451		6	4,50	3,60	3,40	2,60	790	1	70	47	100	106	45,0				1,13	FAST-ON 4,8
FG10501		6	5,00	4,00	3,80	2,90	820	1	70	47	100	106	45,0				1,25	FAST-ON 4,8
FG10721		6	7,20	6,30	5,95	4,55	1230	3	151	34	94	99	72,0				1,80	FAST-ON 4,8
FG11201/2	■	6	12,00	10,80	9,60	7,50	1890	2	151	50	94	99	120,0				3,00	FAST-ON 4,8/6,3
FG20086		12	0,80	0,72	0,63	0,53	360	7	96	25	62	62	8,0				0,20	WIRE+CONNECTOR
FG20121	■	12	1,20	1,06	0,98	0,80	600	4	97	48,5	50,5	55	12,0				0,30	FAST-ON 4,8
FG20121A		12	1,20	1,08	1,00	0,78	580	4	97	42	51	59	12,0				0,30	FAST-ON 4,8
FG20201	■	12	2,00	1,83	1,65	1,37	920	2	178	34	60	65	20,0				0,50	FAST-ON 4,8
FG20271		12	2,70	2,43	2,25	1,76	1100	3	79	55,5	102	106	27,0				0,68	FAST-ON 4,8
FG20291		12	2,90	2,60	2,45	1,85	1400	4	132	33	98	104	40,0				0,73	FAST-ON 4,8
FG20341		12	3,40	3,00	2,90	2,20	1400	4	134	67	60	65	32,0				0,85	FAST-ON 4,8
FG20451		12	4,50	4,10	3,80	3,00	1590	3	90	70	102	106	45,0	0	-20	-20	1,13	FAST-ON 4,8
FG20721/2	■	12	7,20	6,70	6,00	5,00	2450	4	151	65	94	99	72,0	+	+	+	1,80	FAST-ON 4,8/6,3
FG21201/2	■	12	12,00	11,30	10,00	8,40	4050	4	151	98	94	99	120,0	40	50	50	3,00	FAST-ON 4,8/6,3
FG21503		12	15,00	13,70	12,30	9,90	5850	8	181	76	167	167	150,0				3,75	FLAG Ø 5,5
FG21803		12	18,00	16,90	15,00	12,70	5850	8	181	76	167	167	180,0				4,50	FLAG Ø 5,5
FG22703/5	■	12	27,00	24,40	22,10	18,40	8500	8/5	166	175	125	125	270,0				6,80	FLAG Ø 5,5/ROUND M5
FG24204/7	■	12	42,00	37,90	34,40	28,50	14000	8/5	196	163	174	174	400,0				10,50	FLAG Ø 6,5/ROUND M6
FG25507		12	55,00	49,60	45,00	37,30	18500	5	229	138	212	212	500,0				13,80	ROUND M6
FG26505/7	■	12	65,00	58,30	54,00	45,10	22600	5	271	166	190	190	550,0				16,30	ROUND M5/ROUND M6
FG27004/7	■	12	70,00	64,40	58,50	47,40	21550	8/5	350	166	174	174	600,0				17,50	FLAG Ø 6,5/ROUND M6
FG28009		12	80,00	73,60	66,90	54,20	28100	5	260	169	212	212	700,0				20,00	ROUND M8
FG2A007/9		12	100,00	94,00	85,00	70,80	34900	5	329	172	214	221	800,0				25,00	ROUND M6/M8
FG2C007		12	120,00	112,00	102,00	85,00	38000	5	407	173	215	225	800,0				30,00	ROUND M8
FG2F009		12	150,00	141,00	127,00	106,00	49000	5	485	170	231	241	900,0				38,00	ROUND M8
FG2M009		12	200,00	188,00	170,00	141,00	75000	9	520	260	204	214	1000,0				50,00	ROUND M8




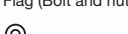
EXTENDED LIFETIME

All data may be subject to variations

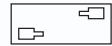








Some models are available with ABS FVO Plastic



Terminal type

-  Faston
-  Wire + connector
-  Flag (Bolt and nut)
-  Round (Threaded inserted)

Terminal position

-  Fig. 1
-  Fig. 2
-  Fig. 3
-  Fig. 4
-  Fig. 5
-  Fig. 6
-  Fig. 7
-  Fig. 8
-  Fig. 9

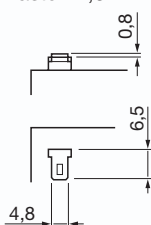
FIAMM



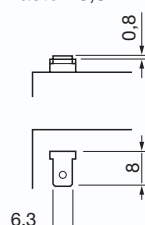
Terminal type

(last digit of model number)

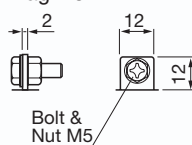
Type 1
Faston 4,8



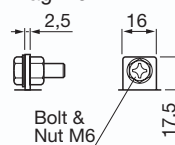
Type 2
Faston 6,3



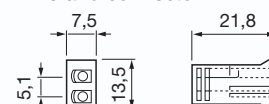
Type 3
Flag M5



Type 4
Flag M6



Type 6
Wire and connector



Type 5 / 7 / 9

Round

⊙ M5 / M6 / M8
Threaded inserted

MALE
AMP. INC.
N. 1-480318-0

FEMALE
AMP. INC.
N. 60617-1

Wire length
105 (D. 4134) ÷ 10 (D. 0394)

Constant power discharge (W)

Final Voltage: 1.6V/Cell

Time	5'	7'	10'	15'	20'	30'	45'	1h	2h	3h	5h	10h	20h
FG20721	298,3 W	243,2 W	193,8 W	147,7 W	120,9 W	90,2 W	66,5 W	53,2 W	30,4 W	21,6 W	13,9 W	7,5 W	4,0 W
FG21201/2	359,0 W	307,8 W	256,1 W	202,9 W	169,5 W	129,3 W	96,7 W	77,9 W	44,9 W	32,0 W	20,6 W	11,2 W	6,0 W
FG21803	680,8 W	556,5 W	445,5 W	342,3 W	282,0 W	212,7 W	158,7 W	128,2 W	75,0 W	54,1 W	35,4 W	19,5 W	10,5 W
FG22703/5	808,2 W	702,3 W	590,3 W	471,1 W	394,8 W	301,5 W	225,4 W	181,3 W	104,1 W	74,2 W	47,9 W	26,3 W	14,6 W
FG24204/7	1620,8 W	1322,8 W	912,0 W	708,0 W	585,0 W	442,2 W	318,6 W	260,4 W	151,2 W	109,8 W	73,2 W	38,9 W	21,4 W
FG26505	2474,0 W	2090,0 W	1720,0 W	1350,0 W	1121,0 W	822,0 W	596,0 W	475,0 W	275,0 W	202,0 W	129,6 W	69,3 W	40,2 W
FG27004/7	2474,9 W	2092,3 W	1723,5 W	1357,0 W	1132,5 W	864,9 W	650,1 W	526,3 W	308,1 W	221,9 W	144,9 W	79,8 W	43,3 W
FG2A007	3714,0 W	3160,2 W	2622,0 W	2034,0 W	1680,0 W	1272,0 W	912,0 W	744,0 W	432,6 W	314,4 W	209,4 W	111,0 W	61,2 W
FG2C007	4271,0 W	3792,0 W	3146,0 W	2440,0 W	2016,0 W	1526,0 W	1094,0 W	892,0 W	519,0 W	377,0 W	251,0 W	133,0 W	73,4 W
FG2F009	5199,0 W	4740,0 W	3933,0 W	3051,0 W	2520,0 W	1908,0 W	1368,0 W	1116,0 W	648,0 W	471,0 W	314,0 W	166,0 W	91,8 W
FG2M009	6228,0 W	5846,5 W	5244,0 W	4068,0 W	3360,0 W	2544,0 W	1824,0 W	1488,0 W	865,2 W	628,8 W	418,8 W	222,0 W	122,4 W

Final Voltage: 1.7V/Cell

Time	5'	7'	10'	15'	20'	30'	45'	1h	2h	3h	5h	10h	20h
FG20721	281,4 W	233,3 W	188,3 W	145,1 W	119,4 W	89,5 W	66,1 W	52,8 W	30,1 W	21,4 W	13,8 W	7,5 W	4,0 W
FG21201/2	333,3 W	288,7 W	242,7 W	194,3 W	163,4 W	125,7 W	94,7 W	76,6 W	44,5 W	31,8 W	20,5 W	11,2 W	6,0 W
FG21803	628,9 W	525,9 W	429,0 W	334,8 W	278,1 W	211,2 W	158,2 W	127,8 W	74,6 W	53,7 W	35,1 W	19,3 W	10,5 W
FG22703/5	756,1 W	664,3 W	564,4 W	455,5 W	384,5 W	296,3 W	223,2 W	180,4 W	104,5 W	74,6 W	48,2 W	26,4 W	14,5 W
FG24204/7	1482,2 W	1243,8 W	1019,8 W	801,3 W	669,0 W	512,1 W	386,5 W	314,0 W	185,4 W	134,1 W	87,8 W	48,2 W	25,8 W
FG26505	2292,0 W	1980,0 W	1660,0 W	1325,0 W	1094,0 W	795,0 W	581,0 W	465,0 W	270,0 W	198,0 W	128,6 W	69,0 W	40,0 W
FG27004/7	2292,4 W	1981,4 W	1662,5 W	1329,2 W	1117,9 W	859,8 W	648,5 W	525,4 W	306,9 W	220,4 W	143,5 W	78,9 W	43,2 W
FG2A007	3330,0 W	3123,4 W	2436,0 W	1968,0 W	1632,0 W	1248,0 W	888,0 W	732,0 W	420,0 W	306,6 W	201,0 W	109,8 W	60,0 W
FG2C007	3829,0 W	3748,0 W	2923,0 W	2361,0 W	1958,0 W	1497,0 W	1065,0 W	878,0 W	504,0 W	367,0 W	241,0 W	131,0 W	72,0 W
FG2F009	4662,0 W	4685,0 W	3654,0 W	2952,0 W	2448,0 W	1872,0 W	1332,0 W	1098,0 W	630,0 W	459,0 W	301,0 W	164,0 W	90,0 W
FG2M009	5553,6 W	5169,6 W	4872,0 W	3936,0 W	3264,0 W	2496,0 W	1776,0 W	1464,0 W	840,0 W	613,0 W	402,0 W	219,0 W	120,0 W

Constant current discharge (A)

Final Voltage: 1.6V/Cell

Time	5'	10'	15'	20'	30'	45'	1h	2h	3h	5h	10h	20h
FG20721	29 A	18 A	13 A	11 A	8 A	6 A	4,6 A	2,6 A	1,9 A	1,18 A	0,65 A	0,37 A
FG21201/2	48 A	31 A	23 A	19 A	14 A	10 A	7,6 A	4,2 A	3,0 A	1,89 A	1,03 A	0,64 A
FG21803	67 A	41 A	31 A	25 A	19 A	14 A	11,0 A	6,4 A	4,6 A	3,00 A	1,62 A	0,92 A
FG22703/5	97 A	60 A	45 A	37 A	27 A	21 A	16,9 A	10,5 A	7,3 A	4,70 A	2,62 A	1,42 A
FG24204/7	156 A	100 A	76 A	63 A	47 A	35 A	28,0 A	16,0 A	11,4 A	7,40 A	4,02 A	2,15 A
FG26505	246 A	166 A	126 A	101 A	74 A	50,4 A	39,9 A	23,2 A	17,1 A	10,8 A	5,9 A	3,25 A
FG27004/7	246 A	168 A	129 A	106 A	79 A	57 A	45,0 A	26,0 A	18,1 A	11,70 A	6,44 A	3,58 A
FG2A007	384 A	251 A	192 A	151 A	115 A	81,2 A	64,0 A	36,1 A	25,7 A	17,0 A	9,6 A	5,1 A
FG2C007	441 A	301 A	230 A	181 A	138 A	97,4 A	76,8 A	43,3 A	30,8 A	20,4 A	11,5 A	6,1 A
FG2F009	537 A	376 A	288 A	226 A	172 A	121,0 A	96,0 A	54,1 A	38,5 A	25,5 A	14,4 A	7,6 A
FG2M009	643 A	504 A	384 A	302 A	230 A	162,0 A	125,0 A	72,2 A	51,4 A	34,0 A	19,4 A	10,1 A



FIAMM Sealed Power S.p.A.
Viale Europa, 63
36075 Montebelluna Maggiore - VICENZA - ITALY
Tel. +39 0444 709311 (r.a.) - Fax +39 0444 709360
<http://www.fiamm.com>

