

<b>SANYO</b>	No. 1669C	<b>STK4040X</b>
		<b>AF Power Amplifier (Split Power Supply) (70W min, THD = 0.008%)</b>

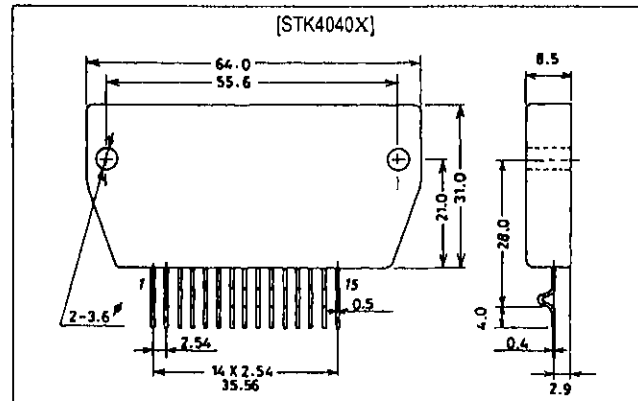
## Features

- Small-sized package permitting audio sets to be made slimmer
- The STK4028X series are available for output 30W to 100W and are pin-compatible.
- Facilitates thermal design of slim stereo sets.
- The use of a current mirror circuit, cascode circuit provides a low distortion (0.008%/100kHz-LPF ON).
- Possible to design electronic supplementary circuits (pop noise muting at the time of power ON/OFF, load short protector, thermal shutdown).

## Package Dimensions

unit: mm

4062



## Specifications

**Maximum Ratings** at  $T_a = 25^\circ\text{C}$

Parameter	Symbol	Conditions	Ratings	Unit
Maximum supply voltage	$V_{CC \text{ max}}$		$\pm 62.0$	V
Thermal resistance	$\theta_{j-c}$		1.4	$^\circ\text{C/W}$
Junction temperature	$T_j$		150	$^\circ\text{C}$
Operating substrate temperature	$T_c$		125	$^\circ\text{C}$
Storage temperature	$T_{stg}$		-30 to +125	$^\circ\text{C}$
Available time for load short-circuit	$t_s^*$	$V_{CC} = \pm 42.5\text{V}, R_L = 8\Omega, f = 50\text{Hz}, P_O = 70\text{W}$	1.0	s

**Recommended Operating Conditions** at  $T_a = 25^\circ\text{C}$

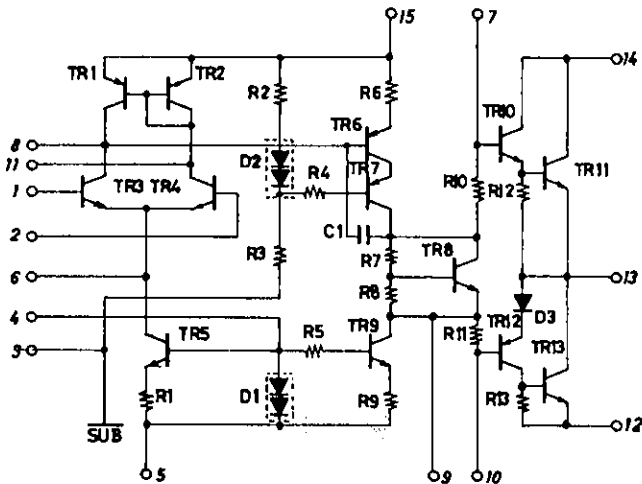
Parameter	Symbol	Conditions	Ratings	Unit
Recommended supply voltage	$V_{CC}$		$\pm 42.5$	V
Load resistance	$R_L$		8	$\Omega$

# STK4040X

**Operating Characteristics** at  $T_a = 25^\circ\text{C}$ ,  $V_{CC} = \pm 42.5\text{V}$ ,  $R_L = 8\Omega$  (noninductive load),  $f = 1\text{kHz}$ ,  $V_G = 40\text{dB}$ ,  $R_g = 600\Omega$ , 100kHz-LPF ON

Parameter	Symbol	Conditions	min	typ	max	Unit
Quiescent current	$I_{CCQ}$	$V_{CC} = \pm 51\text{V}$	15	-	120	mA
Output power	$P_{O(1)}$	$f = 20\text{Hz to } 20\text{kHz}$ , THD = 0.008%	70	-	-	W
	$P_{O(2)}$	$V_{CC} = \pm 36.0\text{V}$ , THD = 0.04%, $R_L = 4\Omega$	70	-	-	W
Total harmonic distortion	THD	$P_O = 1.0\text{W}$	-	-	0.008	%
Frequency response	$f_L, f_H$	$P_O = 1.0\text{W}$ , $\pm 0_{-3}\text{dB}$	-	20 to 50k	-	Hz
Input impedance	$r_i$	$P_O = 1.0\text{W}$	-	55	-	$k\Omega$
Output noise voltage	$V_{NO}^{**}$	$V_{CC} = \pm 51\text{V}$ , $R_g = 10k\Omega$	-	-	1.2	mVrms
Neutral voltage	$V_N$	$V_{CC} = \pm 51\text{V}$	-70	0	+70	mV

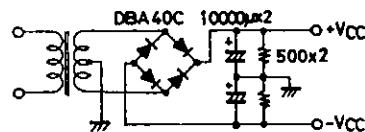
## Equivalent Circuit



Note: For Power supply at the time of test, use a constant-voltage power supply unless otherwise specified.

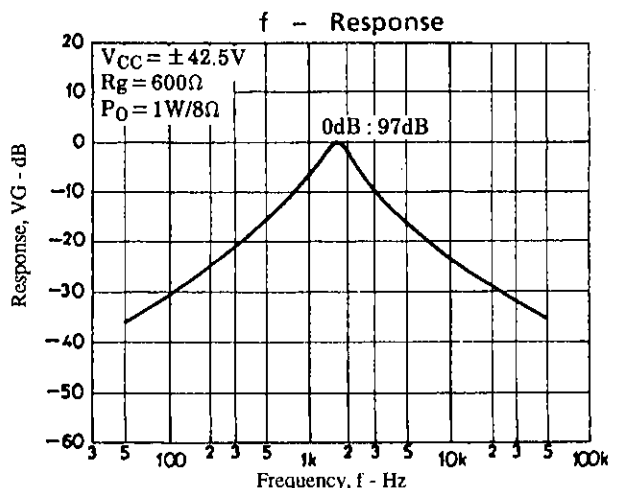
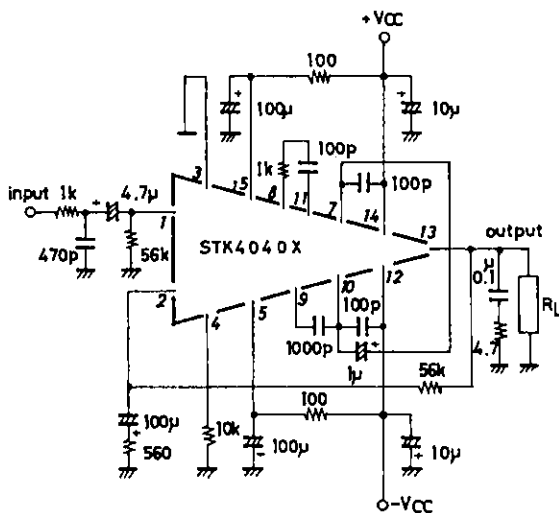
\* For measurement of the available time for load short-circuit and output noise voltage, use the specified transformer power supply shown below.

\*\* The output noise voltage is represented by the peak value on rms scale (VTVM) of average value indicating type. The noise voltage waveform includes no flicker noise.

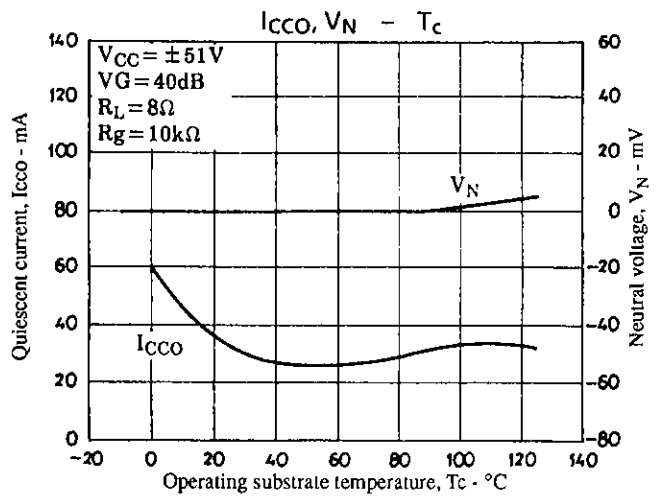
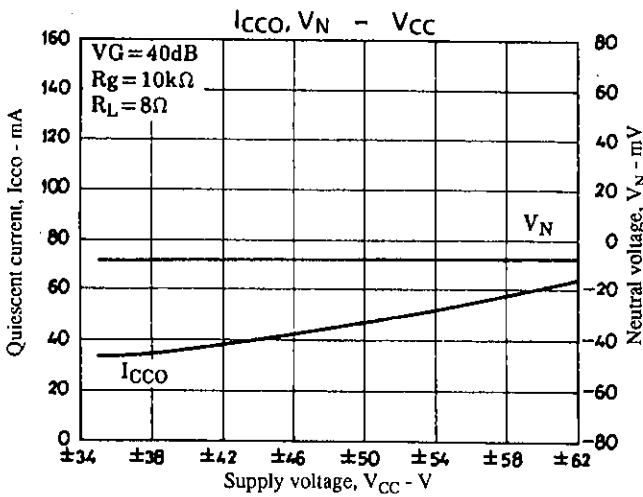
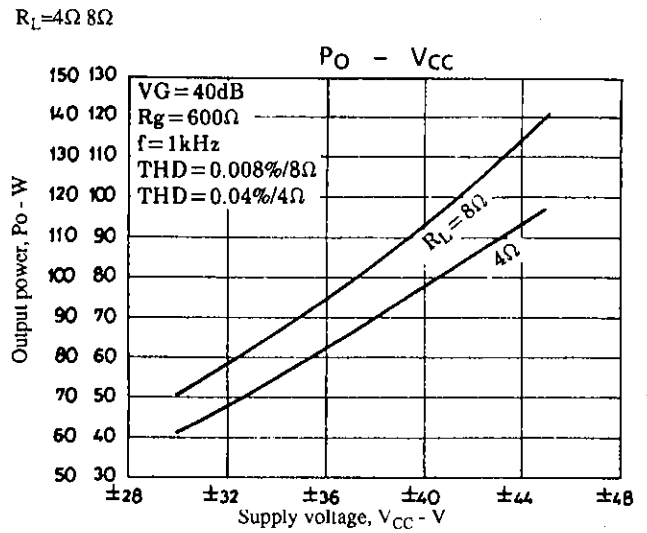
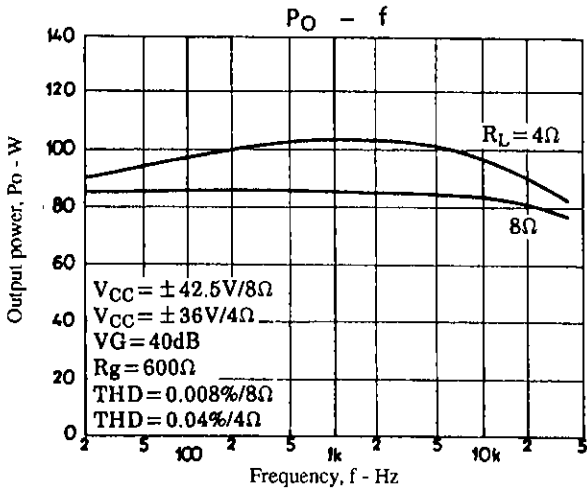
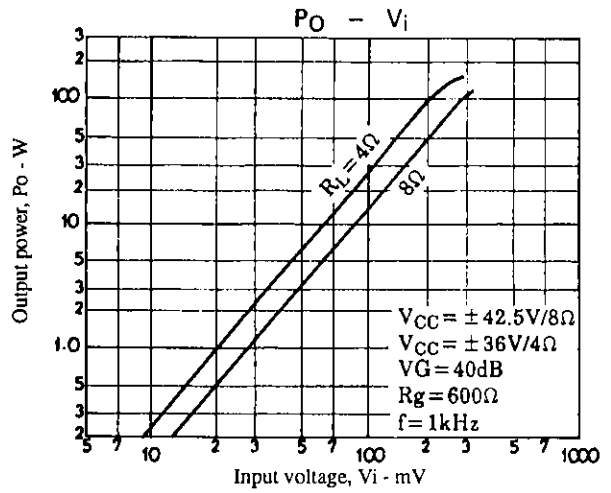
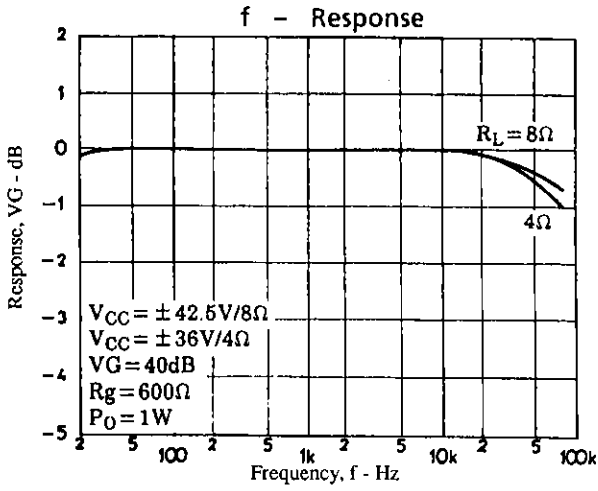


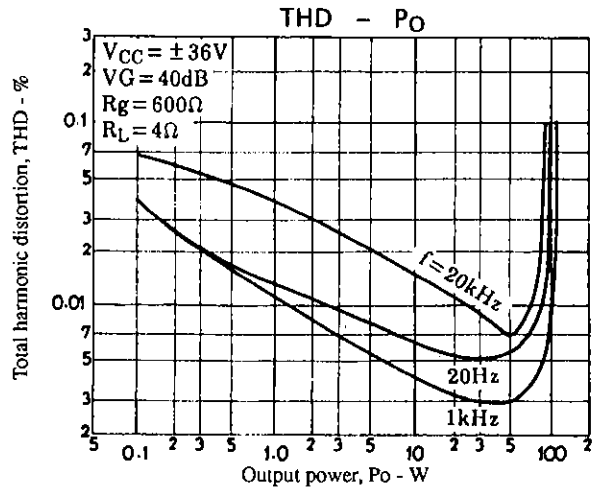
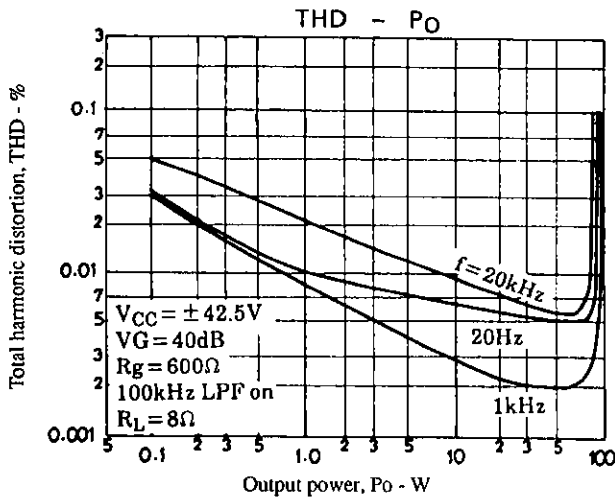
Specified Transformer Power Supply (Equivalent to MG-200)

## Sample Application Circuit: 70W min AF Power Amplifier



STK4040X





- No products described or contained herein are intended for use in surgical implants, life-support systems, aerospace equipment, nuclear power control systems, vehicles, disaster/crime-prevention equipment and the like, the failure of which may directly or indirectly cause injury, death or property loss.
- Anyone purchasing any products described or contained herein for an above-mentioned use shall:
  - ① Accept full responsibility and indemnify and defend SANYO ELECTRIC CO., LTD., its affiliates, subsidiaries and distributors and all their officers and employees, jointly and severally, against any and all claims and litigation and all damages, cost and expenses associated with such use:
  - ② Not impose any responsibility for any fault or negligence which may be cited in any such claim or litigation on SANYO ELECTRIC CO., LTD., its affiliates, subsidiaries and distributors or any of their officers and employees, jointly or severally.
- Information (including circuit diagrams and circuit parameters) herein is for example only; it is not guaranteed for volume production. SANYO believes information herein is accurate and reliable, but no guarantees are made or implied regarding its use or any infringements of intellectual property rights or other rights of third parties.